

MAXI Blade Fuses - Aftermarket

Rated 32V



Specifications

Voltage Rating:	32 V dc
Interrupting Rating:	1000 A @ 32 V dc
Recommended Environmental Temperature:	-40 °C to +125 °C
Terminals Material:	Silver-plated zinc alloy and Tin-plated zinc alloy*
Housing Material:	PA66 (UL 94 Flammability rating of V-2)
Net Weight Per Fuse:	5.7g ± 5%
Comply With:	SAE J 1888, SAE 2576, and ISO 8820-3:2002(E)

*Tin-plating's temperature limit is =130 °C, Silver- plating allows up to 150 °C at the interface.

Applications

- Color coding indicates ampere rating
- See-through housing makes it easier to see when fuse blows
- High-contrast ampere rating stamp on housing aids identification
- Checkpoints on top make it possible to measure resistance without removing the fuse

Description

The MAXI™ Slo-Blo® fuses employ diffusion pill technology. This allows the blade fuses to provide predictable time-delay performance and low heat dissipation.

Features & Benefits

- Cars
- Trucks
- SUVs
- Off-road Vehicles
- Buses
- Watercraft as approved by Littelfuse®

Ordering Information

COLOR CODE	CURRENT RATING (A)	BOXED		CARDED	
		MATERIAL #	CATALOG #	MATERIAL #	CATALOG #
Yellow	20A	OMAX020.X	MAX20	OMAX020.XP	MAX20BP
Green	30A	OMAX030.X	MAX30	OMAX030.XP	MAX30BP
Orange	40A	OMAX040.X	MAX40	OMAX040.XP	MAX40BP
Red	50A	OMAX050.X	MAX50	OMAX050.XP	MAX50BP
Blue	60A	OMAX060.X	MAX60	OMAX060.XP	MAX60BP
Tan	70A	OMAX070.X	MAX70	---	---
Clear	80A	OMAX080.X	MAX80	OMAX080.XP	MAX80BP
Purple	100A	---	---	---	---

Please refer to the Littelfuse Aftermarket catalog for packaging information.

MAXI Blade Fuses - Aftermarket

Rated 32V

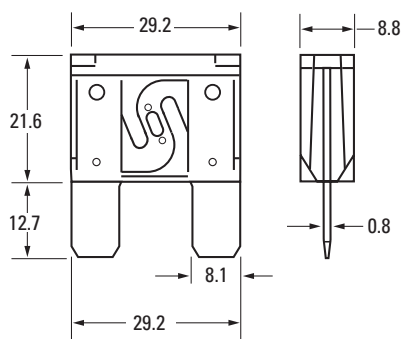
Ratings

Part Number	Current Rating (A)	Housing Material Color	Test Cable Size (mm ²)	Typ. Voltage Drop (mV)	Typ. Cold Resistance (mΩ)	Typ. I ² t (A ² s)
OMAX020_	20	Yellow	4	76	3.10	1,100
OMAX030_	30	Green	4	77	1.95	4,100
OMAX040_	40	Orange	4	75	1.42	8,500
OMAX050_	50	Red	6	73	1.10	11,300
OMAX060_	60	Blue	6	77	0.89	15,300
OMAX070_	70	Brown	10	61	0.64	21,200
OMAX080_	80	Light Orange	10	62	0.54	43,600

The typical I²t is an average value calculated from the breaking capacity tests by using the melting time before the arcing occurs.

Dimensions

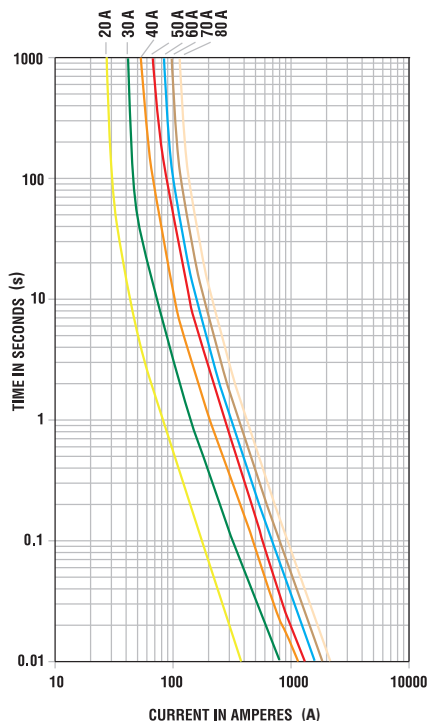
Dimensions in mm for reference only.
See outline drawing for dimensions and tolerances.



MAXI Blade Fuses - Aftermarket

Rated 32V

Time-Current Characteristic Curves

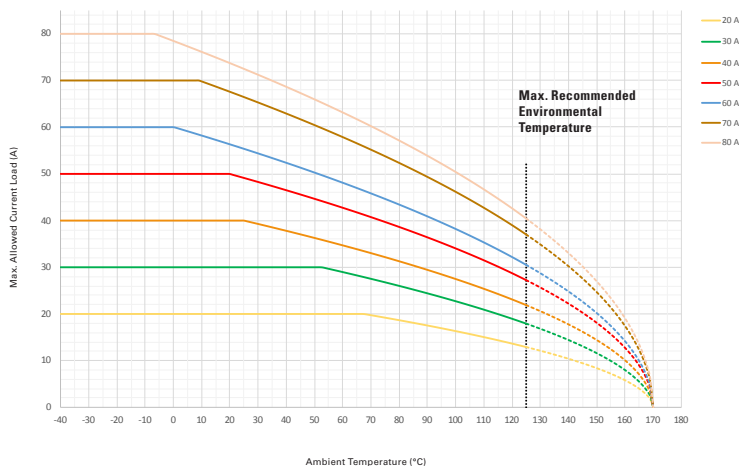


Time-Current Characteristics

% of Rating	Opening Time Min. / Max. (s)
100	360,000 / ∞
135	60 / 1,800
200	2 / 60
350	0.2 / 7
600	0.04 / 1

Typical Derating of Fuse Melting Element

Temperature security margin is 20 %.
 Wire cross-section and fixture test setup refer to ISO 8820-3.
 Please contact Littelfuse for details regarding derating test setup.



Derating curves may change depending on the final condition of the application (terminals' characteristics, wire size, etc.). Please ask Littelfuse® for more information.

Temperature Table

	Max. allowed current load (A) at ambient temperature (typical derating)						
	-40 °C	0 °C	20 °C	65 °C	85 °C	110 °C	125 °C
20 A	20	20	20	20	18	15	13
30 A	30	30	30	28	25	21	18
40 A	40	40	40	34	30	25	22
50 A	50	50	50	42	38	31	27
60 A	60	60	56	47	42	35	31
70 A	70	70	68	57	51	43	37
80 A	80	78	74	62	56	47	40